

TEST REPORT

Report No.: LCS191208089AR

Date: 2019. 12. 25

Page 1 of 21

Applicant : [REDACTED]

Address : [REDACTED]

Report on the submitted samples said to be:

Sample Name : BLUETOOTH SPEAKER

Trade Mark : N/A

Client's
information : N/A

Style No. : B201

Testing Period : December 05, 2019 ~ December 25, 2019

Results : Please refer to next page(s).

TEST REQUEST	CONCLUSION
According to the customer's request, based on the performed tests on submitted sample, the result of Lead, Cadmium, Mercury, Hexavalent Chromium, PBBs, PBDEs, Dibutyl Phthalate(DBP), Benzylbutyl Phthalate(BBP), Bis(2-ethylhexyl) Phthalate(DEHP), Diisobutyl phthalate(DIBP) content comply with the limit as set of RoHS Directive (EU) 2015/863 amending Annex II to Directive 2011/65/EU.	Pass

Signed for and on behalf of LCS



TEST REPORT

Report No.: LCS191208089AR

Date: 2019.12.25

Page 2 of 21

Results:
A.EU RoHS Directive 2011/65/EU and its amendment directives on XRF

Test method: With reference to IEC 62321-3-1:2013, Screening by X-ray Fluorescence Spectroscopy (XRF)

Seq. No.	Tested Part(s)	Results						Date of sample submission/resubmission
		Cd	Pb	Hg	Cr [▼]	Br [▼]		
						PBBs	PBDEs	
1	Black plastic sheet	BL	BL	BL	BL	BL	BL	2019-12-05
2	Black plastic sheet	BL	BL	BL	BL	BL	BL	2019-12-05
3	Black plastic sheet	BL	BL	BL	BL	BL	BL	2019-12-05
4	Gray plastic sheet	BL	BL	BL	BL	BL	BL	2019-12-05
5	Black plastic sheet	BL	BL	BL	BL	BL	BL	2019-12-05
6	Ferrous metal sheet	BL	BL	BL	BL	/	/	2019-12-05
7	Black paper	BL	BL	BL	BL	BL	BL	2019-12-05
8	Black plastic sheet	BL	BL	BL	BL	BL	BL	2019-12-05
9	Black plastic sheet	BL	BL	BL	BL	BL	BL	2019-12-05
10	Black plastic sheet	BL	BL	BL	BL	BL	BL	2019-12-05
11	Copper wire	BL	BL	BL	BL	/	/	2019-12-05
12	Brown plastic mesh	BL	BL	BL	BL	BL	BL	2019-12-05
13	Tin solder	BL	BL	BL	BL	/	/	2019-12-05
14	Silver metal sheet	BL	BL	BL	BL	/	/	2019-12-05
15	Black magnet sheet	BL	BL	BL	BL	/	/	2019-12-05
16	Silver metal sheet	BL	BL	BL	BL	/	/	2019-12-05
17	Black IC	BL	BL	BL	BL	BL	BL	2019-12-05
18	Black IC	BL	BL	BL	BL	BL	BL	2019-12-05
19	Black IC	BL	BL	BL	BL	BL	BL	2019-12-05
20	Silver crystal oscillator	BL	BL	BL	BL	/	/	2019-12-05
21	Black IC	BL	BL	BL	BL	BL	BL	2019-12-05
22	Black triode	BL	BL	BL	BL	X	X	2019-12-05
23	Silver metal sheet	BL	BL	BL	BL	/	/	2019-12-05
24	Black plastic sheet	BL	BL	BL	BL	BL	BL	2019-12-05
25	Silver metal needle	OL	BL	BL	X	/	/	2019-12-05
26	Black plastic sheet	BL	BL	BL	BL	X	X	2019-12-05
27	Silver metal needle	BL	BL	BL	BL	/	/	2019-12-05

TEST REPORT

Report No.: LCS191208089AR

Date: 2019.12.25

Page 3 of 21

Seq. No.	Tested Part(s)	Results						Date of sample submission/resubmission
		Cd	Pb	Hg	Cr ^Ⅵ	Br ^Ⅱ		
						PBBs	PBDEs	
28	Black plastic sheet	BL	BL	BL	BL	BL	BL	2019-12-05
29	Silver metal sheet	BL	BL	BL	BL	/	/	2019-12-05
30	Silver metal sheet	BL	BL	BL	BL	/	/	2019-12-05
31	Grey metal sheet	BL	BL	BL	BL	/	/	2019-12-05
32	Brown paper	BL	BL	BL	BL	BL	BL	2019-12-05
33	Black plastic sheet	BL	BL	BL	BL	BL	BL	2019-12-05
34	Silver metal sheet	BL	BL	BL	BL	/	/	2019-12-05
35	Silver metal needle	BL	BL	BL	BL	/	/	2019-12-05
36	Black Ceramic Slices	BL	BL	BL	X	BL	BL	2019-12-05
37	Red metal wire	BL	BL	BL	X	/	/	2019-12-05
38	PCB board	BL	BL	BL	BL	BL	BL	2019-12-05
39	Silver metal sheet	BL	BL	BL	BL	/	/	2019-12-05
40	Silver metal sheet	BL	BL	BL	BL	/	/	2019-12-05
41	White plastic sheet	BL	BL	BL	BL	BL	BL	2019-12-05
42	Red plastic ring	BL	BL	BL	BL	BL	BL	2019-12-05
43	Silver metal sheet	BL	BL	BL	BL	/	/	2019-12-05
44	Black plastic button	BL	BL	BL	BL	BL	BL	2019-12-05
45	Silver metal sheet	OL	BL	BL	X	/	/	2019-12-05
46	Silver metal sheet	OL	BL	BL	X	/	/	2019-12-05
47	White LED lamp	BL	BL	BL	BL	X	X	2019-12-05
48	Silver metal needle	BL	BL	BL	BL	/	/	2019-12-05
49	Black plastic sheet	BL	BL	BL	BL	BL	BL	2019-12-05
50	Silver metal sheet	BL	BL	BL	BL	/	/	2019-12-05
51	Silver metal sheet	BL	BL	BL	BL	/	/	2019-12-05
52	Brown plastic sheet	BL	BL	BL	BL	BL	BL	2019-12-05
53	Silver metal sheet	BL	BL	BL	BL	/	/	2019-12-05
54	Black plastic sheet	BL	BL	BL	BL	BL	BL	2019-12-05
55	Silver metal needle	OL	BL	BL	BL	/	/	2019-12-05
56	Black plastic sheet	BL	BL	BL	BL	BL	BL	2019-12-05

TEST REPORT

Report No.: LCS191208089AR

Date: 2019.12.25

Page 4 of 21

Seq. No.	Tested Part(s)	Results						Date of sample submission/resubmission
		Cd	Pb	Hg	Cr ^{VI}	Br ^{VI}		
						PBBs	PBDEs	
57	Silver metal sheet	BL	BL	BL	BL	/	/	2019-12-05
58	Red plastic thread	BL	BL	BL	BL	BL	BL	2019-12-05
59	Black plastic thread	BL	BL	BL	BL	BL	BL	2019-12-05
60	Silver wire	BL	BL	BL	BL	/	/	2019-12-05
61	Black plastic sheet	BL	BL	BL	BL	BL	BL	2019-12-05
62	Silver metal sheet	BL	BL	BL	BL	/	/	2019-12-05
63	White plastic sheet	BL	BL	BL	BL	BL	BL	2019-12-05
64	Golden metal needle	BL	BL	BL	BL	/	/	2019-12-05
65	Black plastic thread	BL	BL	BL	BL	BL	BL	2019-12-05
66	Red plastic thread	BL	BL	BL	BL	BL	BL	2019-12-05
67	Black plastic thread	BL	BL	BL	BL	BL	BL	2019-12-05
68	Copper wire	BL	BL	BL	BL	/	/	2019-12-05
69	Black plastic sheet	BL	BL	BL	BL	BL	BL	2019-12-05
70	Silver metal sheet	BL	BL	BL	X	/	/	2019-12-05
71	Black plastic sheet	BL	BL	BL	BL	BL	BL	2019-12-05
72	Silver metal needle	X	BL	BL	X	/	/	2019-12-05
73	Silver metal needle	BL	BL	BL	BL	/	/	2019-12-05
74	Black plastic linen	BL	BL	BL	BL	BL	BL	2019-12-05
75	Red metal wire	BL	BL	BL	BL	/	/	2019-12-05
76	Gold wire	BL	BL	BL	BL	/	/	2019-12-05
77	Blue metal wire	BL	BL	BL	BL	/	/	2019-12-05
78	Black plastic sheet	BL	BL	BL	BL	BL	BL	2019-12-05
79	Silver metal sheet	BL	BL	BL	BL	/	/	2019-12-05
80	Black plastic sheet	BL	BL	BL	BL	BL	BL	2019-12-05
81	Silver metal needle	OL	BL	BL	X	/	/	2019-12-05
82	Ferrous metal screw	X	BL	BL	X	/	/	2019-12-05

TEST REPORT

Report No.: LCS191208089AR

Date: 2019.12.25

Page 5 of 21

Note:

- (1) Results were obtained by XRF for primary screening, and further chemical testing by ICP (for Cd, Pb, Hg), UV-Vis (for Cr(VI)) and GC-MS (for PBBs, PBDEs) are recommended to be performed, if the concentration exceeds the below warning value according to IEC 62321-3-1:2013.

Element	Unit	Non-metal	Metal	Composite Material
Cd	mg/kg	$BL \leq 70 - 3\sigma < X < 130 + 3\sigma \leq OL$	$BL \leq 70 - 3\sigma < X < 130 + 3\sigma \leq OL$	$BL \leq 50 - 3\sigma < X < 150 + 3\sigma \leq OL$
Pb	mg/kg	$BL \leq 700 - 3\sigma < X < 1300 + 3\sigma \leq OL$	$BL \leq 700 - 3\sigma < X < 1300 + 3\sigma \leq OL$	$BL \leq 500 - 3\sigma < X < 1500 + 3\sigma \leq OL$
Hg	mg/kg	$BL \leq 700 - 3\sigma < X < 1300 + 3\sigma \leq OL$	$BL \leq 700 - 3\sigma < X < 1300 + 3\sigma \leq OL$	$BL \leq 500 - 3\sigma < X < 1500 + 3\sigma \leq OL$
Cr	mg/kg	$BL \leq 700 - 3\sigma < X$	$BL \leq 700 - 3\sigma < X$	$BL \leq 500 - 3\sigma < X$
Br	mg/kg	$BL \leq 300 - 3\sigma < X$	--	$BL \leq 250 - 3\sigma < X$

Note:

BL = Below Limit
OL = Over Limit
X = Inconclusive

- (2) The XRF screening test for RoHS elements – The reading may be different to the actual content in the sample be of non-uniformity composition.
- (3) The maximum permissible limit is quoted from the document 2015/863/EC amending RoHS directive 2011/65/EU:
- (4) ▼=For restricted substances PBBs and PBDEs, the results show the total Br content; The restricted substance was Cr(VI), and the results showed the total Cr content

TEST REPORT

Report No.: LCS191208089AR

Date: 2019.12.25

Page 6 of 21

RoHS Restricted Substances	Maximum Concentration Value (mg/kg) (by weight in homogenous materials)
Cadmium (Cd)	100
Lead (Pb)	1000
Mercury (Hg)	1000
Hexavalent Chromium (Cr(VI))	1000
Polybrominated biphenyls (PBBs)	1000
Polybrominated diphenylethers (PBDEs)	1000
Dibutyl Phthalate(DBP)	1000
Benzylbutyl Phthalate(BBP)	1000
Bis(2-ethylhexyl) Phthalate(DEHP)	1000
Diisobutyl phthalate(DIBP)	1000

Disclaimers:

This XRF Screening report is for reference purposes only. The applicant shall make its/his/her own judgment as to whether the information provided in this XRF screening report is sufficient for its/his/her purposes.

The result shown in this XRF screening report will differ based on various factors, including but not limited to, the sample size, thickness, area, surface flatness, equipment parameters and matrix effect (e.g. plastic, rubber, metal, glass, ceramic etc.). Further wet chemical pre-treatment with relevant chemical equipment analysis are required to obtain quantitative data.

TEST REPORT

Report No.: LCS191208089AR

Date: 2019.12.25

Page 7 of 21

B. EU RoHS Directive 2011/65/EU and its amendment Directives 2015/863/EU on Lead, Cadmium, Mercury, Hexavalent Chromium, PBBs, PBDEs, DBP, BBP, DEHP, DIBP content.

Test method:

Lead(Pb) & Cadmium(Cd) Content:

With reference to IEC 62321-5:2013, by acid digestion and analysis was performed by inductively coupled plasma atomic emission spectrometer (ICP-OES)

Mercury(Hg) Content:

With reference to IEC 62321-4:2013+AMD1:2017 CSV, by acid digestion and analysis was performed by inductively coupled plasma atomic emission spectrometer (ICP-OES)

Hexavalent Chromium(Cr^{6+}) Content:

With reference to IEC 62321-7-1:2015 or IEC 62321-7-2:2017, by alkaline digestion and analysis was performed by UV-visible spectrophotometer (UV-Vis)

PBBs & PBDEs Content:

With reference to IEC 62321-6:2015, by solvent extraction and analysis was performed by gas chromatographic-mass spectrometer (GC-MS)

BBP DBP DEHP & DIBP Content:

With reference to IEC 62321-8:2017, by solvent extraction and analysis was performed by gas chromatographic-mass spectrometer (GC-MS)

1) The test results of Lead (Pb) and Cadmium (Cd)

Item	Unit	MDL	Results		Limit
			(25)	(45)	
Lead Content (Pb)	mg/kg	2	N.D.	N.D.	1000

Item	Unit	MDL	Results			Limit
			(25)	(46)	(55)	
Cadmium Content (Cd)	mg/kg	2	N.D.	N.D.	N.D.	100

Item	Unit	MDL	Results			Limit
			(72)	(81)	(82)	
Cadmium Content (Cd)	mg/kg	2	N.D.	N.D.	N.D.	100

2) The test results of Hexavalent Chromium (Cr^{6+})(for nonmetal)

Item	Unit	MDL	Results	Limit
			(36)	
Hexavalent Chromium (Cr ⁶⁺)	mg/kg	8	N.D.	1000

TEST REPORT

Report No.: LCS191208089AR

Date: 2019.12.25

Page 8 of 21

3) The test results of Hexavalent Chromium (Cr⁶⁺)(metal)

Item	Unit	MDL	Results				Limit
			(25)	(37)	(45)	(46)	
Hexavalent Chromium (Cr ⁶⁺)	ug/cm ²	0.10	N.D.	N.D.	N.D.	N.D.	1000

Item	Unit	MDL	Results				Limit
			(70)	(72)	(81)	(82)	
Hexavalent Chromium (Cr ⁶⁺)	ug/cm ²	0.10	N.D.	N.D.	N.D.	N.D.	1000

Note:

- MDL = Method Detection Limit
 - /= Not apply
 - LOQ = Limit of Quantification, The LOQ of Hexavalent chromium is 0.10 µg/cm²
 - mg/kg = ppm=parts per million
 - N.D.=Not Detected(<MDL or LOQ)
 - *The sample is negative for Cr(VI)-The Cr(VI) concentration is below 0.10ug/cm²
The coating is considered a non-Cr(VI) based coating.
- #1 According to RoHS directive 2011/65/EU and its amendments, Lead is exempted in glass of cathode ray tubes, electronic components and fluorescent tubes.
- #2 According to RoHS directive 2011/65/EU and its amendments, Lead is exempted in electronic ceramic parts (e.g. piezoelectronic devices).
- #3 According to RoHS directive 2011/65/EU and its amendments, Lead is exempted as an alloying element in Copper containing up to 4% (40000ppm) by weight.
- #4 According to RoHS directive 2011/65/EU and its amendments, Lead is exempted in high melting temperature type solders (i.e. lead-based alloys containing 85 % by weight or more lead).
- #5 According to the statement provided by the customer, according to RoHS directive 2011/65/EU and its amendments, Lead is exempted as an alloying element in Aluminum containing up to 0.4% (4000ppm) by weight.
- #6 According to the statement provided by the customer, according to RoHS directive 2011/65/EU and its amendments, Cadmium and its compounds in electrical contact is exempted.
- #7 According to the statement provided by the customer, according to RoHS directive 2011/65/EU and its Amendments, Lead is exempted in steel for machining purposes and in galvanised steel containing up to 0.35% (3500ppm) by weight.
- Flow chart appendix is included.
 - Photo appendix is included.

TEST REPORT

Report No.: LCS191208089AR

Date: 2019.12.25

Page 9 of 21

4) The test results of DBP、BBP、DEHP & DIBP

Item	Unit	MDL	Results	Limit
			24+27+29+31+34+38	
Dibutyl Phthalate(DBP)	mg/kg	50	N.D.	1000
Benzylbutyl Phthalate(BBP)	mg/kg	50	N.D.	1000
Bis(2-ethylhexyl) Phthalate(DEHP)	mg/kg	50	N.D.	1000
Diisobutyl phthalate(DIBP)	mg/kg	50	N.D.	1000

Item	Unit	MDL	Results	Limit
			39+42+46+47+50+53	
Dibutyl Phthalate(DBP)	mg/kg	50	N.D.	1000
Benzylbutyl Phthalate(BBP)	mg/kg	50	N.D.	1000
Bis(2-ethylhexyl) Phthalate(DEHP)	mg/kg	50	N.D.	1000
Diisobutyl phthalate(DIBP)	mg/kg	50	N.D.	1000

Item	Unit	MDL	Results		Limit
			54+55+56+59	1	
Dibutyl Phthalate(DBP)	mg/kg	50	N.D.	N.D.	1000
Benzylbutyl Phthalate(BBP)	mg/kg	50	N.D.	N.D.	1000
Bis(2-ethylhexyl) Phthalate(DEHP)	mg/kg	50	N.D.	N.D.	1000
Diisobutyl phthalate(DIBP)	mg/kg	50	N.D.	N.D.	1000

Item	Unit	MDL	Results				Limit
			2	3	4	5	
Dibutyl Phthalate(DBP)	mg/kg	50	N.D.	N.D.	N.D.	N.D.	1000
Benzylbutyl Phthalate(BBP)	mg/kg	50	N.D.	N.D.	N.D.	N.D.	1000
Bis(2-ethylhexyl) Phthalate(DEHP)	mg/kg	50	149	N.D.	N.D.	N.D.	1000
Diisobutyl phthalate(DIBP)	mg/kg	50	N.D.	N.D.	N.D.	N.D.	1000

TEST REPORT

Report No.: LCS191208089AR

Date: 2019.12.25

Page 10 of 21

Item	Unit	MDL	Results				Limit
			6	7	8	9	
Dibutyl Phthalate(DBP)	mg/kg	50	N.D.	N.D.	N.D.	N.D.	1000
Benzylbutyl Phthalate(BBP)	mg/kg	50	N.D.	N.D.	N.D.	N.D.	1000
Bis(2-ethylhexyl) Phthalate(DEHP)	mg/kg	50	N.D.	N.D.	241	122	1000
Diisobutyl phthalate(DIBP)	mg/kg	50	N.D.	N.D.	N.D.	N.D.	1000

Item	Unit	MDL	Results				Limit
			10	11	12	15	
Dibutyl Phthalate(DBP)	mg/kg	50	N.D.	N.D.	N.D.	N.D.	1000
Benzylbutyl Phthalate(BBP)	mg/kg	50	N.D.	N.D.	N.D.	N.D.	1000
Bis(2-ethylhexyl) Phthalate(DEHP)	mg/kg	50	N.D.	N.D.	N.D.	N.D.	1000
Diisobutyl phthalate(DIBP)	mg/kg	50	N.D.	N.D.	N.D.	N.D.	1000

Item	Unit	MDL	Results				Limit
			16	17	18	60	
Dibutyl Phthalate(DBP)	mg/kg	50	N.D.	N.D.	N.D.	N.D.	1000
Benzylbutyl Phthalate(BBP)	mg/kg	50	N.D.	N.D.	N.D.	N.D.	1000
Bis(2-ethylhexyl) Phthalate(DEHP)	mg/kg	50	N.D.	N.D.	N.D.	N.D.	1000
Diisobutyl phthalate(DIBP)	mg/kg	50	N.D.	N.D.	N.D.	N.D.	1000

Item	Unit	MDL	Results				Limit
			61	62	64	65	
Dibutyl Phthalate(DBP)	mg/kg	50	N.D.	N.D.	N.D.	N.D.	1000
Benzylbutyl Phthalate(BBP)	mg/kg	50	N.D.	N.D.	N.D.	N.D.	1000
Bis(2-ethylhexyl) Phthalate(DEHP)	mg/kg	50	N.D.	N.D.	N.D.	99	1000
Diisobutyl phthalate(DIBP)	mg/kg	50	N.D.	N.D.	N.D.	N.D.	1000

TEST REPORT

Report No.: LCS191208089AR

Date: 2019.12.25

Page 11 of 21

Item	Unit	MDL	Results				Limit
			67	69	71	72	
Dibutyl Phthalate(DBP)	mg/kg	50	N.D.	N.D.	N.D.	N.D.	1000
Benzylbutyl Phthalate(BBP)	mg/kg	50	N.D.	N.D.	N.D.	N.D.	1000
Bis(2-ethylhexyl) Phthalate(DEHP)	mg/kg	50	N.D.	N.D.	N.D.	N.D.	1000
Diisobutyl phthalate(DIBP)	mg/kg	50	N.D.	N.D.	N.D.	N.D.	1000

Item	Unit	MDL	Results				Limit
			73	75	77	49+51	
Dibutyl Phthalate(DBP)	mg/kg	50	N.D.	N.D.	N.D.	N.D.	1000
Benzylbutyl Phthalate(BBP)	mg/kg	50	N.D.	N.D.	N.D.	N.D.	1000
Bis(2-ethylhexyl) Phthalate(DEHP)	mg/kg	50	N.D.	N.D.	N.D.	N.D.	1000
Diisobutyl phthalate(DIBP)	mg/kg	50	N.D.	N.D.	N.D.	N.D.	1000

TEST REPORT

Report No.: LCS191208089AR

Date: 2019.12.25

Page 12 of 21

5) The test results of PBBs & PBDEs

Item	Unit	MDL	Results			Limit
			10+11	29+49	51	
Polybrominated Biphenyls (PBBs)						
Monobromobiphenyl	mg/kg	5	N.D.	N.D.	N.D.	
Dibromobiphenyl	mg/kg	5	N.D.	N.D.	N.D.	
Tribromobiphenyl	mg/kg	5	N.D.	N.D.	N.D.	
Tetrabromobiphenyl	mg/kg	5	N.D.	N.D.	N.D.	
Pentabromobiphenyl	mg/kg	5	N.D.	N.D.	N.D.	
Hexabromobiphenyl	mg/kg	5	N.D.	N.D.	N.D.	
Heptabromobiphenyl	mg/kg	5	N.D.	N.D.	N.D.	
Octabromobiphenyl	mg/kg	5	N.D.	N.D.	N.D.	
Nonabromodiphenyl	mg/kg	5	N.D.	N.D.	N.D.	
Decabromodiphenyl	mg/kg	5	N.D.	N.D.	N.D.	
Total content	mg/kg	/	N.D.	N.D.	N.D.	1000
Polybrominated Diphenylethers (PBDEs)(Mon-Deca)						
Monobromodiphenyl ether	mg/kg	5	N.D.	N.D.	N.D.	
Dibromodiphenyl ether	mg/kg	5	N.D.	N.D.	N.D.	
Tribromodiphenyl ether	mg/kg	5	N.D.	N.D.	N.D.	
Tetrabromodiphenyl ether	mg/kg	5	N.D.	N.D.	N.D.	
Pentabromodiphenyl ether	mg/kg	5	N.D.	N.D.	N.D.	
Hexabromodiphenyl ether	mg/kg	5	N.D.	N.D.	N.D.	
Heptabromodiphenyl ether	mg/kg	5	N.D.	N.D.	N.D.	
Octabromodiphenyl ether	mg/kg	5	N.D.	N.D.	N.D.	
Nonabromodiphenyl ether	mg/kg	5	N.D.	N.D.	N.D.	
Decabromodiphenyl ether	mg/kg	5	N.D.	N.D.	N.D.	
Total content	mg/kg	/	N.D.	N.D.	N.D.	1000

Remark:

- mg/kg = ppm
- N.D. = Not detected
- MDL=Method detected limited
- Flow chart appendix is included
- Photo appendix is included.

TEST REPORT

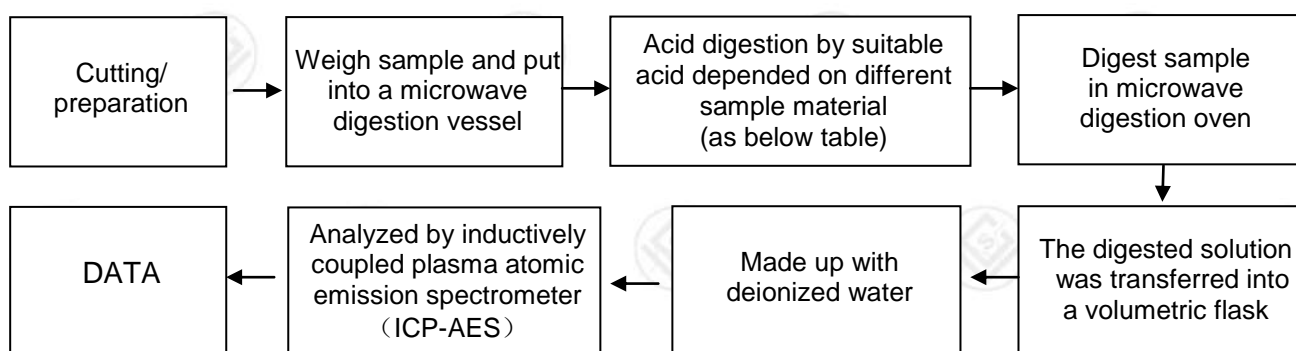
Report No.: LCS191208089AR

Date: 2019.12.25

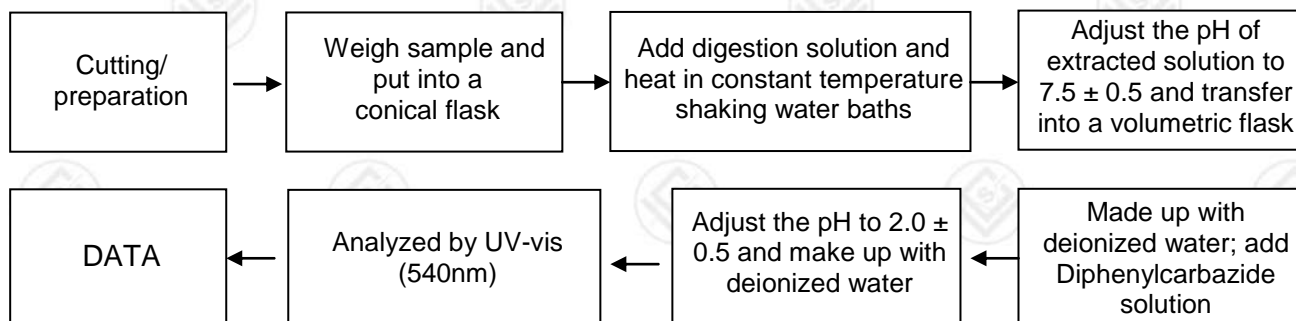
Page 13 of 21

Appendix

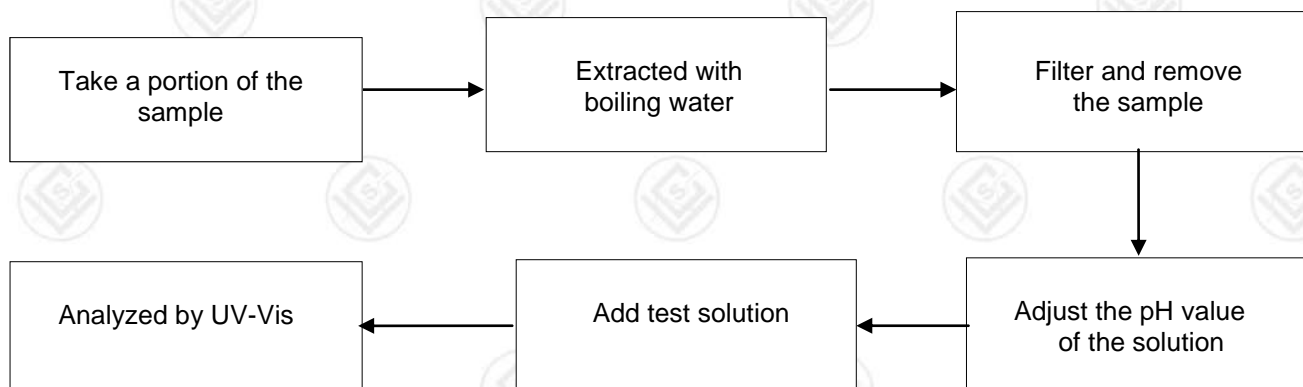
1. Test Flow chart for Cd/Pb /Hg content



2. Test Flowchart for Cr⁶⁺ content (For non-metal material)



Test Flowchart for Cr⁶⁺ content (For metal material)



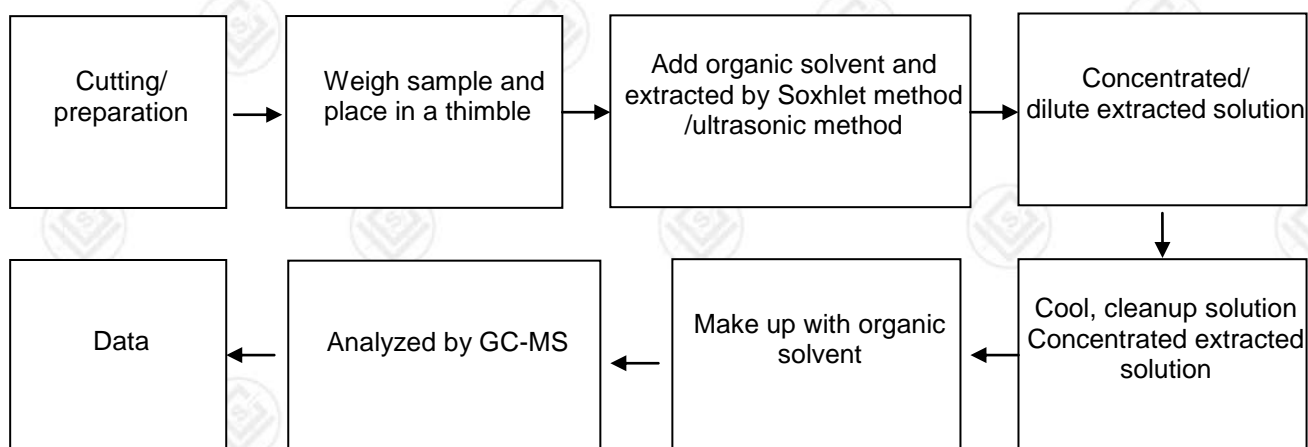
TEST REPORT

Report No.: LCS191208089AR

Date: 2019.12.25

Page 14 of 21

3. Test Flow chart for PBBs & PBDEs & DBP & BBP & DEHP & DIBP content



TEST REPORT

Report No.: LCS191208089AR

Date: 2019.12.25

Page 15 of 21

The photo of the sample





TEST REPORT

Report No.: LCS191208089AR

Date: 2019.12.25

Page 16 of 21



TEST REPORT

Report No.: LCS191208089AR

Date: 2019.12.25

Page 17 of 21




TEST REPORT

Report No.: LCS191208089AR

Date: 2019.12.25

Page 18 of 21




TEST REPORT

Report No.: LCS191208089AR

Date: 2019.12.25

Page 19 of 21




TEST REPORT

Report No.: LCS191208089AR

Date: 2019.12.25

Page 20 of 21



TEST REPORT

Report No.: LCS191208089AR

Date: 2019.12.25

Page 21 of 21

***** End of Report *****

Statement:

1. The test report is considered invalidated without approval signature, special seal on the perforation.
2. The result(s) shown in this report refer only to the sample(s) tested.
3. Without written approval of LCS, this report can't be reproduced except in full.
4. The sample(s) and sample information was/were provided by the client who should be responsible for the authenticity which LCS hasn't verified.
5. In case of any discrepancy between the English version and Chinese version of the testing reports(if generated), the Chinese version shall prevail.